



Parts Manual
14-inch Deluxe Pro Band Saw
Models: JWBS-14DXPRO



(Shown with optional Rip Fence)

WALTER MEIER (Manufacturing) Inc.

427 New Sanford Road
LaVergne, Tennessee 37086
Ph.: 800-274-6848
www.waltermeier.com

Part No. M-710116
Revision B1 05/2010

Copyright © 2010 Walter Meier (Manufacturing) Inc.

Body Assembly (JWBS-14DXPRO)

Index No.	Part No.	Description	Size	Qty.
1	JWBS14DP-1	Upper Arm Frame		1
2	150037W	Table		1
3	100038	Table Pin		1
4	JWBS14DP-4	Upper Support & Blade Guide Assembly		1
4-1	PWBS14-226	Upper Support Bracket		1
4-2	150010A	Adjusting Nut		2
4-3	JWBS14DP-4-3	Socket Set Screw	M8x35	2
4-4	TS-1482041	Hex Cap Screw	M6x20	2
4-5	150013A	Thumb Screw	M6x16	2
4-6	TS-2361051	Lock Washer	M5	1
4-7	TS-1502091	Socket Head Cap Screw	M5x40	1
4-8	PWBS14-240	Eccentric Shaft		2
4-9	BB-608ZZ	Ball Bearing	608ZZ	5
4-10	TS-1550031	Flat Washer	M5	2
4-11	TS-1502031	Socket Head Cap Screw	M5x12	2
4-12	PWBS14-231	Bearing Sheath		1
4-13	PWBS14-230	Spacing Sleeve		1
4-14	PWBS14-239	Support Bracket		1
5	JWBS14DP-5	Lower Support & Blade Guide Assembly		1
5-1	PWBS14-241	Lower Support Bracket		1
5-2	150010A	Adjusting Nut		2
5-3	JWBS14DP-4-3	Socket Set Screw	M8x35	2
5-4	TS-1482041	Hex Cap Screw	M6x20	1
5-5	150013A	Thumb Screw	M6x16	1
5-6	TS-2361051	Lock Washer	M5	1
5-7	TS-1502091	Socket Head Cap Screw	M5x40	1
5-8	PWBS14-240	Eccentric Shaft		2
5-9	BB-608ZZ	Ball Bearing	608ZZ	5
5-10	TS-1550031	Flat Washer	M5	2
5-11	TS-1502031	Socket Head Cap Screw	M5x12	2
5-12	PWBS14-231	Bearing Sheath		1
5-13	PWBS14-230	Spacing Sleeve		1
5-14	PWBS14-239	Support Bracket		1
5-15	150014A	Thumb Screw	M6x12	1
6	JWBS14DP-6	Guide Post & Bracket Assembly		1
6-1	JWBS14DP-6-1	Post Shaft		1
6-2	TS-1541021	Nylon Insert Lock Nut	M6	1
6-3	JWBS14DP-6-3	Guide Post		1
6-4	JWBS14DP-6-4	Rack		1
6-5	JWBS14DP-6-5	Flat Head Machine Screw	M4x5	10
6-6	JWBS14DP-6-6	Scale		1
6-7	TS-1503081	Socket Head Cap Screw	M6x35	1
6-8	JWBS14DP-6-8	Carriage Bolt	M8x16	1
6-9	TS-1541031	Nylon Insert Lock Nut	M8	1
6-10	JWBS14DP-6-10	Upper Wheel Blade Guard Extension		1
6-11	JWBS14DP-6-11	Upper Wheel Blade Guard		1
6-12	JWBS14DP-6-12	Upper Support Bracket		1
6-13	TS-1523011	Set Screw	M6x6	2
6-14	TS-2361061	Lock Washer	M6	2
6-15	TS-1503021	Socket Head Cap Screw	M6x10	2
6-16	JWBS14DP-6-16	Cover		1
6-17	JWBS14DP-6-17	Bushing		1
6-18	JWBS14DP-6-18	Pinion Gear		1

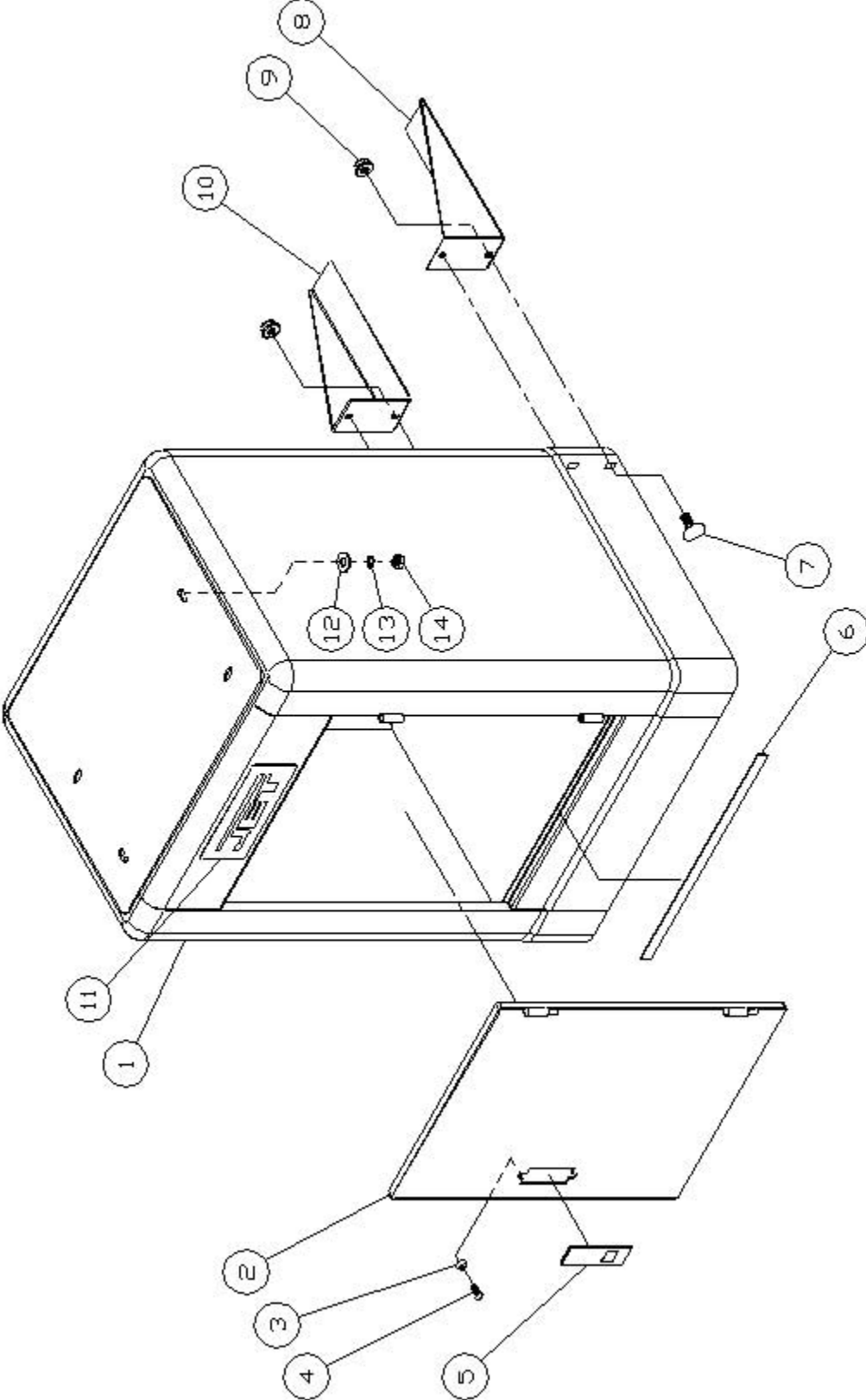
Index No.	Part No.	Description	Size	Qty.
6-19	JWBS14DP-6-19	Spacer		1
6-20	JWBS14DP-6-20	Spring Piece		1
6-21	JWBS14DP-6-21	Pad		2
9	TS-1550061	Flat Washer	M8	1
13	TS-1523021	Socket Head Set Screw	M6x8	4
19	TS-1482011	Hex Cap Screw	M6x8	2
20	TS-1550041	Flat Washer	M6	4
21	JWBS14DP-21	Locking Knob	M8x25	1
22	199037	Table Insert		1
23	992311	Spring Pin	Ø3x8	1
24	TS-2248252	Button Head Socket Screw	M8x25	4
25	TS-1482041	Hex Cap Screw	M6x20	2
26	150024	Knob		2
27	TS-2361081	Lock Washer*	M8	2
28	JWBS14DP-28	Inner Wheel Cover		1
29	JWBS14DP-29	Outer Wheel Cover		1
	JWBS14DP-29A	Outer Wheel Cover Assembly (Index #29, #47, #48)		1
30	150031	Pin	Ø6.35x16	2
31	TS-2361081	Lock Washer	M8	4
32	998623	Strain Relief		1
34	JWBS14DP-34	Base		1
35	PWBS14-150	Trunnion Support Bracket		1
36	100042	Trunnion		2
37	100051	Scale		1
38	100041	Trunnion Clamp Shoe		2
39	TS-1491081	Hex Cap Screw	M10x50	2
40	TS-1482021	Hex Cap Screw	M6x12	6
41	110049	Pointer		1
42	990821	Pan Head Screw	M5x6	5
43	TS-1490151	Hex Cap Screw*	M8x80	1
44	TS-1540061	Nut*	M8	1
45	TS-1490071	Hex Cap Screw*	M8x40	2
46	990554	Lock Knob		2
47	JWBS14DP-47	Blade Tracking Window		1
48	JWBS14DP-48	Rivet	Ø3.2x10	4
49	JWBS14DP-49	Sliding Bracket Assembly		1
49-1	JWBS14DP-49-1	Scale		1
49-2	JWBS14DP-49-2	Bolt Ring		1
49-3	JWBS14DP-49-3	Sliding Bracket		1
49-4	JWBS14DP-49-4	Shaft Hinge		1
49-5	JWBS14DP-49-5	Upper Wheel Shaft		1
49-6	100021	Steel Pin		2
49-7	992314	Spring Pin		1
49-8	JWBS14DP-49-8	Coil Spring		1
49-9	150090	Square Nut		1
49-10	990652	Lock Knob		1
49-11	NW080000	Wing Nut	M8	1
49-12	JWBS14DX-193	Blade Adjusting Screw		1
49-13	150260	Indicator		1
49-14	100174	Fixed Collar		1
49-15	TS-1522031	Socket Set Screw	M5x10	1
49-16	130044	Fixed Collar		1
49-17	SS050100	Socket Set Screw	M5x5	1

Index No.	Part No.	Description	Size	Qty.
49-18	TS-1550071	Flat Washer	M10	1
49-19	100177	Spacer		1
49-20	TS-1490071	Hex Cap Screw	M8x40	2
49-21	TS-1541031	Nylon Insert Lock Nut	M8	2
49-22	TS-1550061	Flat Washer	M8	4
49-23	100178	Support Plate		4
49-24	100179	Fixed Base		1
50	JWBS14DP-50	Lower Wheel Shaft		1
51	6291489	Key	5x5x20	2
52	BB-6204VV	Ball Bearing	6204LLU	2
53	990293	Hex Head Bolt (Left Thread)	M8x25	1
54	150054	Hex Head Bolt		2
55	JWBS14DP-55	Poly V-Belt	200J5	1
56	JWBS14DP-56	Switch Backing Plate		1
57	523028	Switch Box		1
58	994542	Switch		1
59	JWBS14DP-59	Motor Cord		1
60	JWBS14DP-60	Power Cord		1
61	990814	Self Tapping Screw	M3.5x19	2
62	TS-1550021	Flat Washer	M4	2
63	TS-1533042	Phillips Pan Head Machine Screw	M5x12	7
64	523024	Wire Clip		1
65	TS-1533032	Phillips Pan Head Machine Screw	M5x10	4
66	150066	Stud		2
67	150902	Lower Hinge		1
68	TS-1550031	Flat Washer	M5	2
69	JWBS14OS-148	Lower Wheel Guard		1
70	JWBS14DP-70	Lower Wheel Assembly		1
71	100025A	Tire		2
72	100186	Upper Wheel		1
73	992522	Retaining Ring	R35	2
74	BB-6202VV	Ball Bearing	6202LLB	2
75	TS-1540083	Hex Nut	M12x1.25	1
76	JWBS14DP-76	Saw Blade	105"Lx3/8"Wx6TPI	1
77	990804	Self Tapping Screw	M4x8	12
78	150901	Upper Hinge		1
79	150079	Catch		2
80	170080	Latch Stud		2
81	998626	Cord Clamp		1
82	110070	Blade Guard		1
83	990811	Self Tapping Screw	M3.5x12	2
94	JWBS14DP-94	Motor	1-1/4HP, 1Ph, 115/230V	1
	JWBS14DP-94-MF	Motor Fan (not shown)		1
	JWBS14DP-94-MFC	Motor Fan Cover (not shown)		1
	JWBS14DP-94-SC	Start Capacitor (not shown)	200MFD, 125VAC	1
	JWBS14DP-94-RC	Run Capacitor (not shown)	30µF, 250 VAC	1
95	TS-1490071	Hex Cap Screw*	M8x40	4
96	TS-1550061	Flat Washer*	M8	4
97	150097	Oblong Washer		2
98	TS-1523051	Socket Set Screw	M6x16	2
99	TS-1490021	Hex Cap Screw	M8x16	1
100	TS-1550061	Flat Washer	M8	1
101	150101	Lower Wheel Blade Guard		1
102	WE050000	Star Washer	M5	3
103	998654	Strain Relief		2

Index No.	Part No.	Description	Size	Qty.
105	WI080000	Star Washer	M8	2
114	JWBS14DP-114	Motor Pulley		1
115	JWBS14DP-115	Tension Lever Assembly		1
115-1	100182	Tension Lever		1
115-2	TS-1540081	Hex Nut	M12	1
115-3	100183	Tension Lever Rod		1
115-4	100234	Tension Lever Knob	M8	1
116	100176	Bushing		1
117	TS-2248202	Button Head Socket Screw	M8x20	1
121	TS-1550061	Flat Washer	M8	6
124	TS-2361081	Lock Washer	M8	2
125	TS-2248202	Button Head Socket Screw	M8x20	2
126	TS-1482021	Hex Cap Screw	M6x12	2
127	TS-1550041	Flat Washer	M6	2
128	JWBS14DP-128	Plate		1
129	TS-1540071	Nut	M10	1
134	JWBS14DP-134	Phillips Pan Head Machine Screw*	M6x8	1
135	JWBS14DP-135	Knob		1
143	TS-1505041	Socket Head Cap Screw	M10x30	4
144	TS-2361101	Lock Washer	M10	4
145	TS-1504051	Socket Head Cap Screw	M8x25	2
146	TS-2361081	Lock Washer	M8	2
147	TS-1550061	Flat Washer	M8	2
148	PWBS14-139	Wheel Brush		1
149	TS-1533042	Phillips Pan Head Machine Screw	M5x12	1
150	JWBS14DP-150	T-Handle Hex Wrench	6mm	1
151	TS-152705	Hex Wrench	4mm	1
	JWBS14DP-HK	Hardware Kit (not shown)		1

Note: * represents items included in JWBS14DP-HK Hardware Kit. In addition to these marked with *, it also includes Index #12, #13, #14 as shown in Stand Assembly Drawing/Parts List.

Closed Stand Assembly (JWBS-14DXPRO)

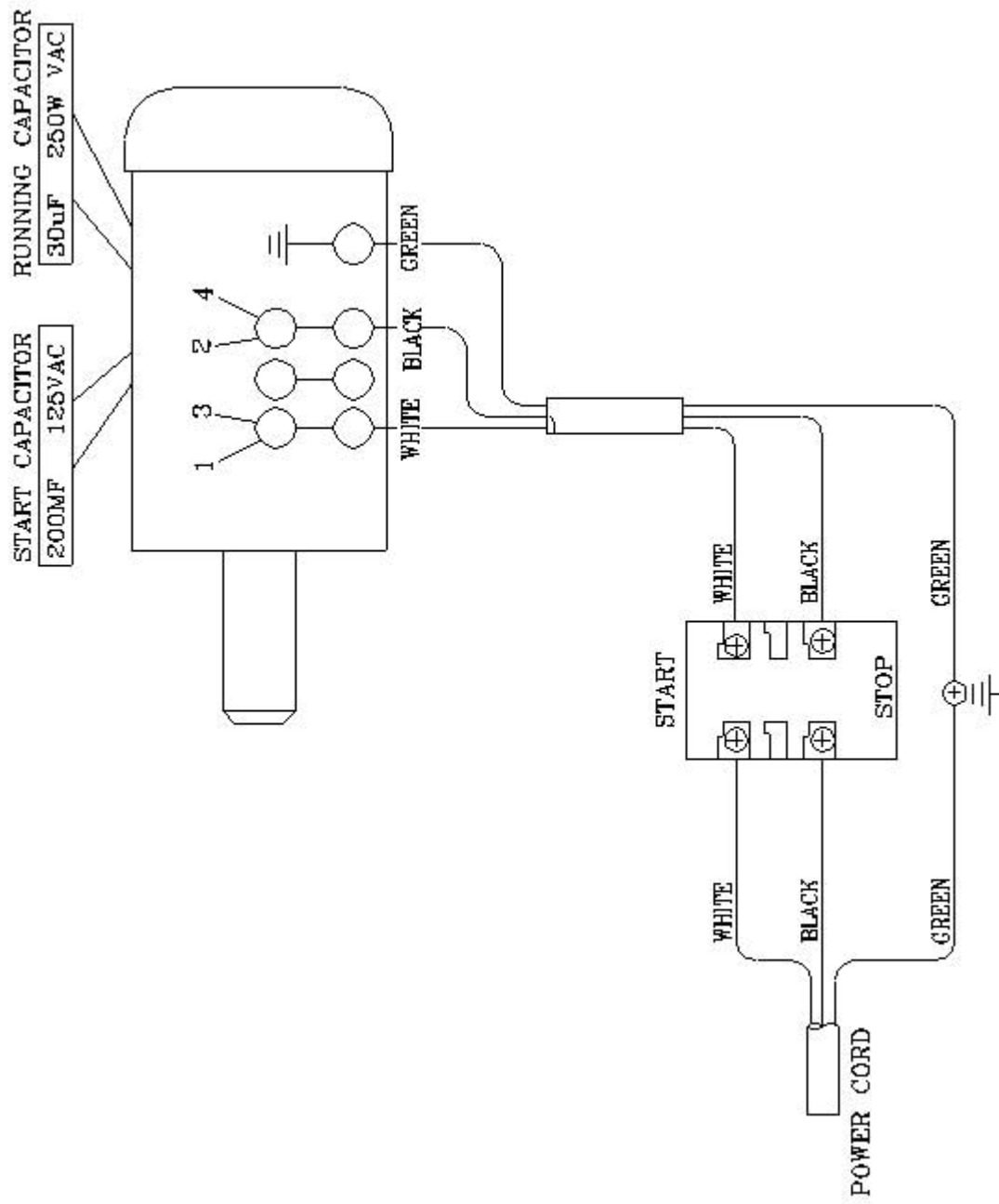


Closed Stand Assembly (JWBS14-DXPRO)

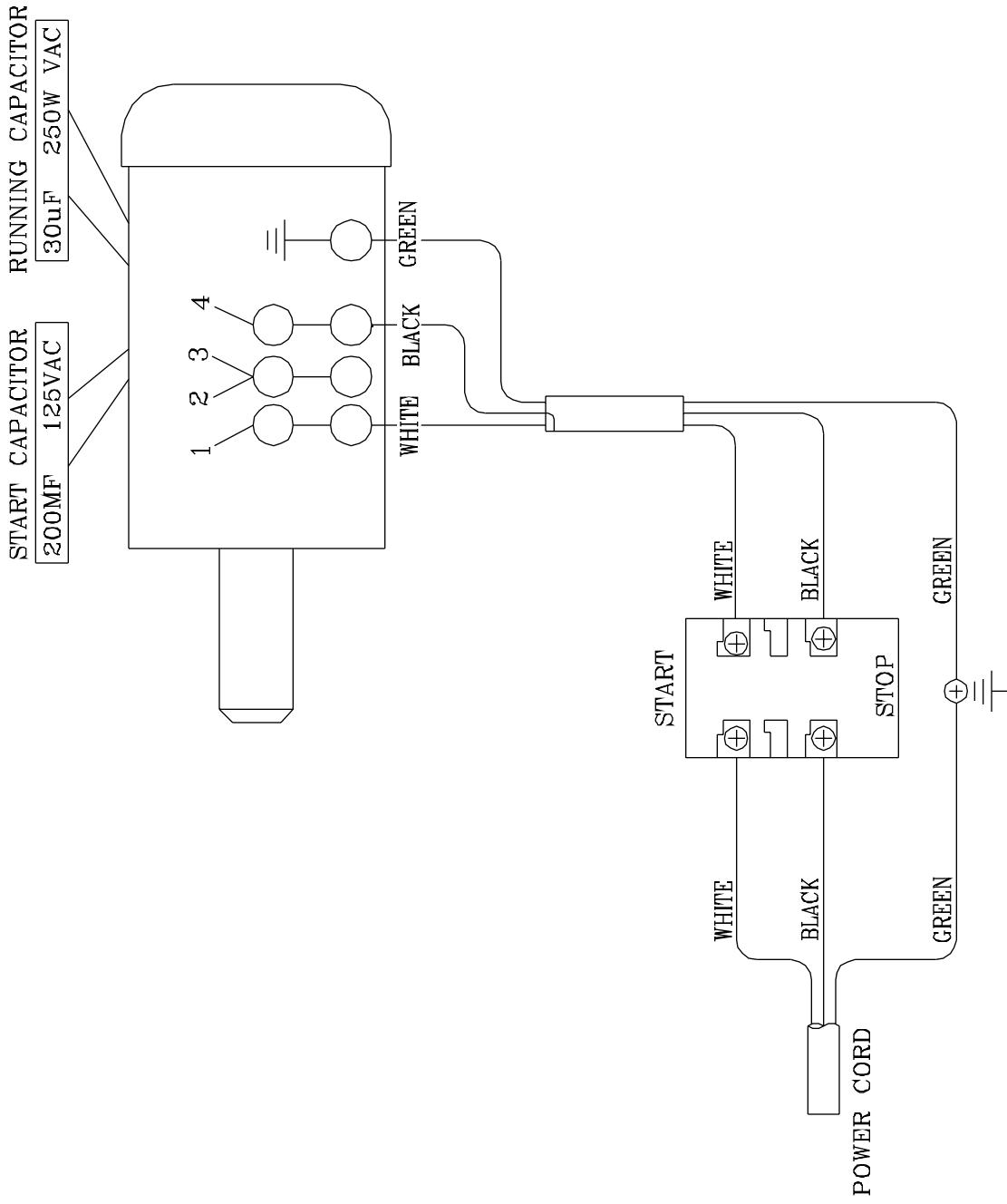
Index No.	Part No.	Description	Size	Qty.
1	JWBS14DP-201	Stand		1
2	150502W	Door		1
3	WBS14CS-04	Washer		2
4	WBS14CS-05	Pan Head Screw	M4x5	2
5	150503	Door Latch Assembly		1
6	150527	Pad		2
7	JWBS14DP-207	Carriage Bolt*	M6x16	4
8	JWBS14DP-208	Stand Support, Right		1
9	JWBS14DP-209	Hex Flange Nut*	M6	4
10	JWBS14DP-210	Stand Support, Left		1
11	PG-M02	JET Logo		1
12	TS-1550061	Flat Washer	M8	4
13	TS-2361081	Lock Washer	M8	4
14	TS-1540061	Hex Nut	M8	4
	JWBS14DP-HKCS	Stand Hardware Kit (not shown)		1

Note: * represents items included in JWBS14DP-HKCS Stand Hardware Kit

Electrical Schematic – 115V



Electrical Schematic – 230V





WALTER MEIER (Manufacturing) Inc.

427 New Sanford Road
LaVergne, Tennessee 37086
Phone: 800-274-6848
www.waltermeier.com